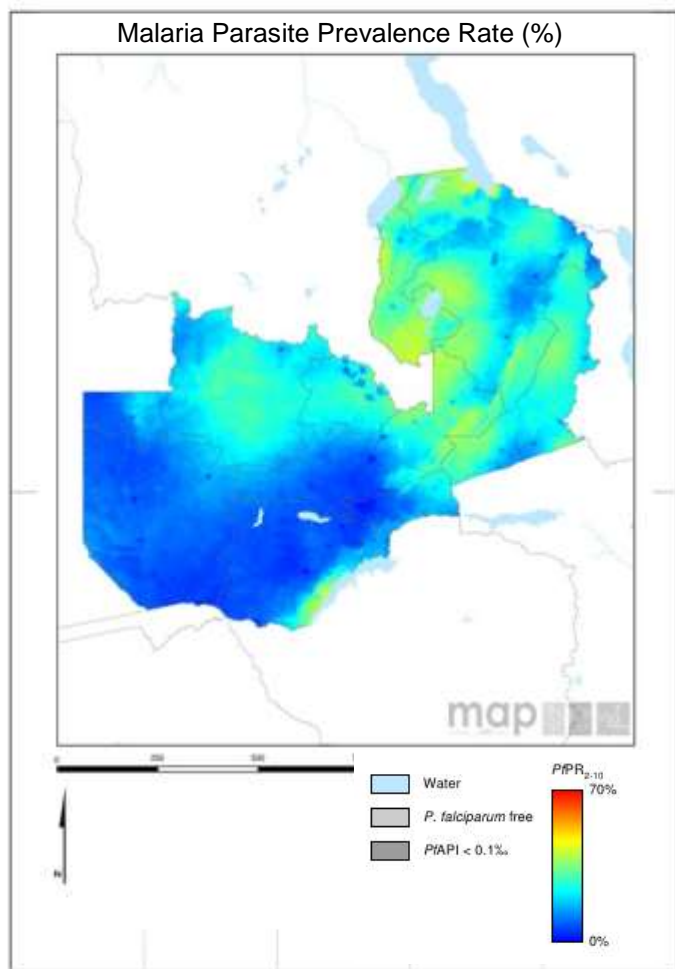


Scorecard for Accountability and Action



Malaria is endemic in all parts of Zambia and transmission is seasonal. The annual reported number of malaria cases in 2016 was 5,976,192 with 1,827 deaths.

Metrics

Commodities Financed and Financial Control	
LLIN financing 2018 projection (% of need)	100
Public sector RDT financing 2018 projection (% of need)	100
Public sector ACT financing 2018 projection (% of need)	100
World Bank rating on public sector management and institutions 2017 (CPIA Cluster D)	3.2
Insecticide Resistance Monitoring, Implementation and Impact	
Insecticide classes with mosquito resistance in representative sentinel sites confirmed since 2010	4
Insecticide resistance monitored since 2015 and data reported to WHO	
National Insecticide Resistance Monitoring and Management Plan	
Scale of Implementation of iCCM (2017)	
Operational LLIN/IRS coverage (% of at risk population)	100
Reduced Malaria Incidence by >40% by 2020 (vs 2015) (projected)	
Tracer Indicators for Maternal and Child Health and NTDs	
Mass Treatment Coverage for Neglected Tropical Disease (NTD index, %)(2016)	51
Estimated % of Total Population living with HIV who have access to antiretroviral therapy (2017)	75
Estimated % of children (0–14 years old) living with HIV who have access to antiretroviral therapy (2017)	64
% deliveries assisted by skilled birth attendant	63
Postnatal care (within 48 hrs)	63
Exclusive breastfeeding (% children < 6 months)	72
Vitamin A Coverage 2016 (2 doses)	98
DPT3 coverage 2017 (vaccination among 0-11 month olds)	94

Key

	Target achieved or on track
	Progress but more effort required
	Not on track
	No data
	Not applicable

Malaria

Progress

Zambia has secured sufficient financing to fund the ACTs, RDTs, LLINs and IRS required for 2018, including with significant domestic resource commitments. The country has also distributed sufficient LLINs and carried out sufficient IRS to achieve universal operational coverage of vector control. Zambia carried out insecticide resistance monitoring since 2015 and reported the results to WHO and has completed the national insecticide resistance monitoring and management plan. Zambia has enhanced the tracking and accountability mechanisms for malaria with the development of the Malaria Control and Elimination Scorecard. Zambia has scaled up the implementation of iCCM and achieved 100% operational coverage of LLINs.

Impact

The annual reported number of malaria cases in 2016 was 5,976,192 with 1,827 deaths. With the overall increase in the estimated malaria incidence between 2010 and 2016, WHO projects that the country will record an increase in malaria incidence by 2020.

Key Challenges

- The country has documented mosquito resistance to four insecticide classes.
- There is a need to strengthen cross border collaboration with neighbouring countries.

Previous Key Recommended Action

Objective	Action Item	Suggested completion timeframe	Progress	Comments - key activities/accomplishments since last quarterly report
Impact	Investigate and address the reasons for the WHO projected increase in malaria cases	Q4 2018		Deliverable not yet due

MNCH and NTDs

Progress

Zambia has achieved high coverage in the tracer MNCH interventions of exclusive breastfeeding, vitamin A and DPT3. Zambia has enhanced accountability mechanisms with the development of a Reproductive, Maternal, Newborn and Child Health Scorecard.





Progress in addressing Neglected Tropical Diseases (NTDs) in Zambia is measured using a composite index calculated from preventive chemotherapy coverage achieved for lymphatic filariasis, schistosomiasis, soil transmitted helminths and trachoma. Preventive chemotherapy coverage in Zambia is high for lymphatic filariasis (92%). Coverage is 32% for schistosomiasis, 57% for soil transmitted helminths and 40% for trachoma. Overall, the NTD preventive chemotherapy coverage index for Zambia in 2016 is 51, which represents no change compared with the 2015 index value (52).

New Key Recommended Action

Objective	Action Item	Suggested completion timeframe
MNCH ¹ : Optimise quality of care	Investigate and address the reasons for the decreasing coverage of ARTs in children under 14 years of age	Q2 2019

¹ MNCH metrics, recommended actions and response tracked through WHO MCA

Key

	Action achieved
	Some progress
	No progress
	Deliverable not yet due