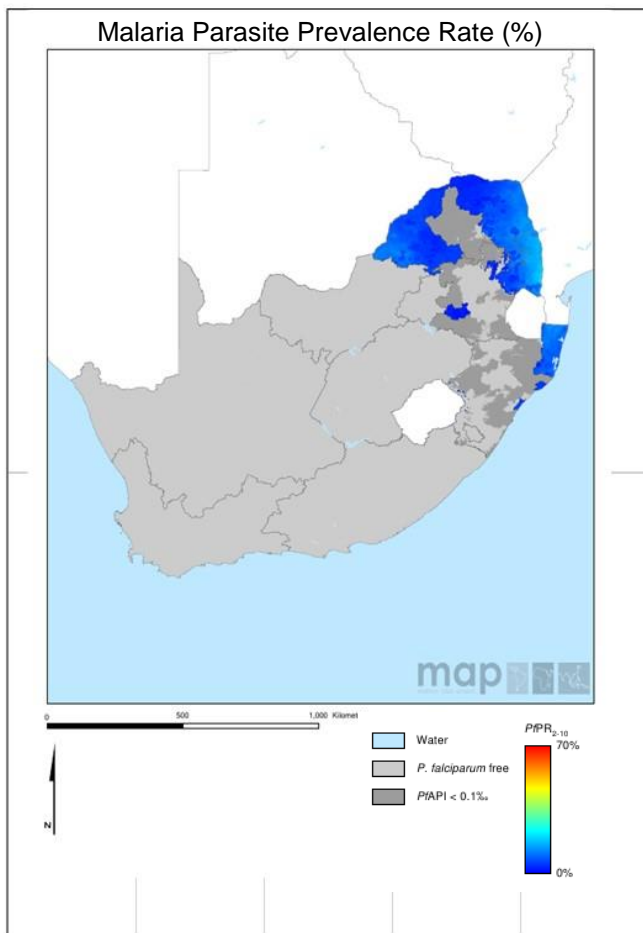


### Scorecard for Accountability and Action



Malaria is present in the three northern provinces of South Africa bordering Mozambique and Swaziland. The annual reported number of malaria cases in 2017 was 28,295 with 274 deaths.

#### Metrics

Commodities Financed and Financial Control	
IRS financing 2018 (% of at-risk population)	100
Public sector RDT financing 2018 projection (% of need)	
Public sector ACT financing 2018 projection (% of need)	100
World Bank rating on public sector management and institutions 2017 (CPIA Cluster D)	
Insecticide Resistance Monitoring, Implementation and Impact	
Insecticide classes with mosquito resistance in representative sentinel sites confirmed since 2010	2
Insecticide resistance monitored since 2015 and data reported to WHO	
National Insecticide Resistance Monitoring and Management Plan	
Scale of Implementation of iCCM (2017)	
IRS Operational Coverage (%)	92
Change in Estimated Malaria Incidence(2010–2017)	
Change in Estimated Malaria Mortality rate(2010–2017)	
Tracer Indicators for Maternal and Child Health and NTDs	
Mass Treatment Coverage for Neglected Tropical Disease (NTD index, %)(2017)	2
Estimated % of Total Population living with HIV who have access to antiretroviral therapy (2017)	61
Estimated % of children (0–14 years old) living with HIV who have access to antiretroviral therapy (2017)	58
% deliveries assisted by skilled birth attendant	97
Postnatal care (within 48 hrs)	84
Exclusive breastfeeding (% children < 6 months)	32
Vitamin A Coverage 2016 (2 doses)	50
DPT3 coverage 2017 (vaccination among 0-11 month olds)	66

#### Key

	Target achieved or on track
	Progress but more effort required
	Not on track
	No data
	Not applicable

## Malaria

### Progress

South Africa secured sufficient resources for the insecticides required for IRS in 2018, although there are some gaps in operational costs, and treatment with ACTs in 2018. The country has achieved a significant increase in IRS coverage. WHO has identified South Africa as being a country with the potential to eliminate local transmission of malaria by 2020. The country has recently submitted insecticide resistance data to WHO and finalised the insecticide resistance monitoring and management plan. South Africa has significantly enhanced the tracking and accountability mechanisms for malaria with the development of the Malaria Elimination Scorecard. South Africa is a member of the Elimination 8 and MOSASWA initiatives, strengthening the country's cross-border collaboration with neighbouring countries.

### Impact

The annual reported number of malaria cases in 2017 was 28,295 with 274 deaths. The country experienced a significant increase in malaria cases between 2016 and 2017.

### Key Challenges

- The country reported an increase in malaria in 2017.
- Risk of re-introduction of malaria from neighbouring countries.

### Previous Recommended Actions

Objective	Action Item	Suggested completion timeframe	Progress	Comments - key activities/accomplishments since last quarterly report
Optimise quality of care	Ensure the IRS programme is fully implemented before the beginning of the malaria season	Q4 2018		The IRS teams began the spraying campaigns in August and completed the IRS before the beginning of malaria season. There are no shortages of supplies

### New Key Recommended Action

Objective	Action Item	Suggested completion timeframe
Impact	Investigate and address the reasons for the increase in estimated malaria incidence and malaria mortality rate between 2010 and 2017	Q4 2019

## MNCH

### Progress





The country has made significant progress in scaling-up the tracer MNCH interventions of skilled birth attendants and postnatal care.

Progress in addressing Neglected Tropical Diseases (NTDs) in South Africa is shown using a composite index calculated from preventive chemotherapy coverage achieved for schistosomiasis and soil transmitted helminths. Preventive chemotherapy coverage in South Africa is low for soil transmitted helminths (43%) and for schistosomiasis (0%). Overall, the NTD preventive chemotherapy coverage index for South Africa in 2017 is 2, which represents a slight decrease compared with the 2016 index value (3).

## New Key Recommended Action

Objective	Action Item	Suggested completion timeframe
NTDs	Work to develop a strategy to treat everyone everywhere in need of preventive chemotherapy for NTDs and report timely to WHO	Q4 2019

### Key

	Action achieved
	Some progress
	No progress
	Deliverable not yet due