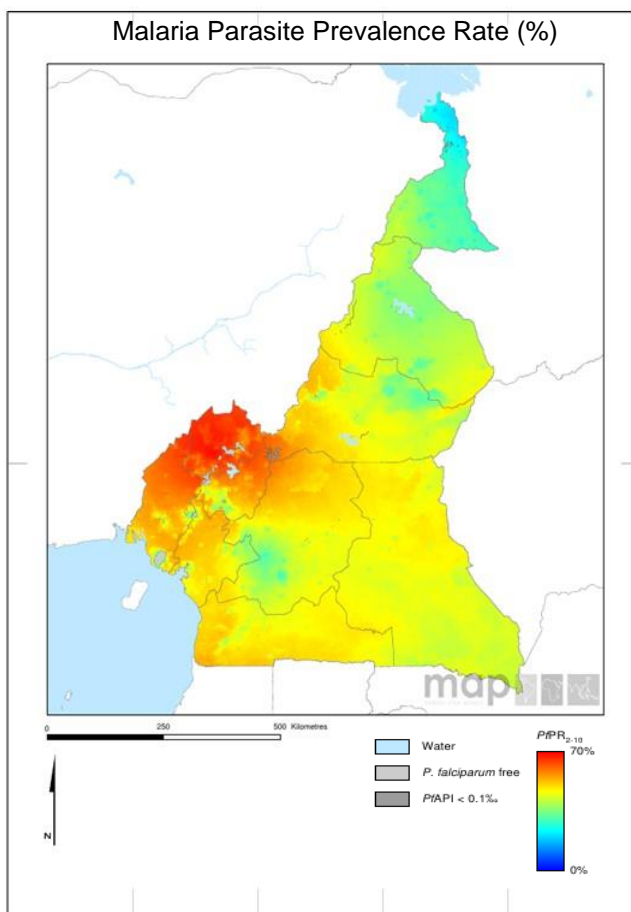


Scorecard for Accountability and Action



Malaria transmission occurs year-round in Cameroon and is most intense in the south of the country. The annual reported number of malaria cases in 2017 was 2,488,993 with 3,195 deaths.

Metrics

Commodities Financed and Financial Control	
LLIN financing 2018 projection (% of need)	100
Public sector RDT financing 2018 projection (% of need)	100
Public sector ACT financing 2018 projection (% of need)	100
World Bank rating on public sector management and institutions 2017 (CPIA Cluster D)	3.0
Insecticide Resistance Monitoring, Implementation and Impact	
Insecticide classes with mosquito resistance in representative sentinel sites confirmed since 2010	3
Insecticide resistance monitored since 2015 and data reported to WHO	
National Insecticide Resistance Monitoring and Management Plan	
Scale of Implementation of iCCM (2017)	
Operational LLIN/IRS coverage (% of at risk population)	▼ 47
Change in Estimated Malaria Incidence(2010–2017)	
Change in Estimated Malaria Mortality rate(2010–2017)	
Tracer Indicators for Maternal and Child Health and NTDs	
Mass Treatment Coverage for Neglected Tropical Disease (NTD index, %)(2017)	▲ 83
Estimated % of Total Population living with HIV who have access to antiretroviral therapy (2017)	49
Estimated % of children (0–14 years old) living with HIV who have access to antiretroviral therapy (2017)	25
% deliveries assisted by skilled birth attendant	65
Postnatal care (within 48 hrs)	65
Exclusive breastfeeding (% children < 6 months)	28
Vitamin A Coverage 2016 (2 doses)	55
DPT3 coverage 2017 (vaccination among 0-11 month olds)	86

Key

	Target achieved or on track
	Progress but more effort required
	Not on track
	No data
	Not applicable

Malaria

Progress

Cameroon secured resources to cover the costs of the LLINs, ACTs and RDTs needed in 2018. Cameroon has carried out insecticide resistance monitoring since 2015 and has reported the results to WHO. Cameroon has enhanced the tracking and accountability mechanisms for malaria with the development of a Malaria Scorecard.

Impact

The annual reported number of malaria cases in 2017 was 2,488,993 with 3,195 deaths.

Key Challenge

- Falling vector control coverage.

New Key Recommended Actions

Objective	Action Item	Suggested completion timeframe
Vector Control	Address the decreasing LLIN coverage	Q4 2019
Impact	Investigate and address the reasons for the increase in estimated malaria incidence between 2010 and 2017	Q4 2019

MNCH and NTDs

Progress





Progress in addressing Neglected Tropical Diseases (NTDs) in Cameroon is measured using a composite index calculated from preventive chemotherapy coverage achieved for lymphatic filariasis, onchocerciasis, schistosomiasis, soil transmitted helminths and trachoma. Preventive chemotherapy coverage in Cameroon is high for schistosomiasis (100%), trachoma (100%); soil transmitted helminths (85%); and good for onchocerciasis (71%) and lymphatic filariasis (60%). Overall, the NTD preventive chemotherapy coverage index for Cameroon in 2017 is 82 and this represents a substantial increase compared with the 2016 index value (58).

Previous Key Recommended Actions

Objective	Action Item	Suggested completion timeframe	Progress	Comments - key activities/accomplishments since last quarterly report
MNCH ¹ : Optimise quality of care	Investigate and address the reasons for the reported decrease in Vitamin A coverage in 2016	Q2 2019		Deliverable not yet due

The country has responded positively to previous recommended action on accelerating coverage of ARTs in the total population and in children under 14 years of age.

Key

	Action achieved
	Some progress
	No progress
	Deliverable not yet due

¹ MNCH metrics, recommended actions and response tracked through WHO MCA