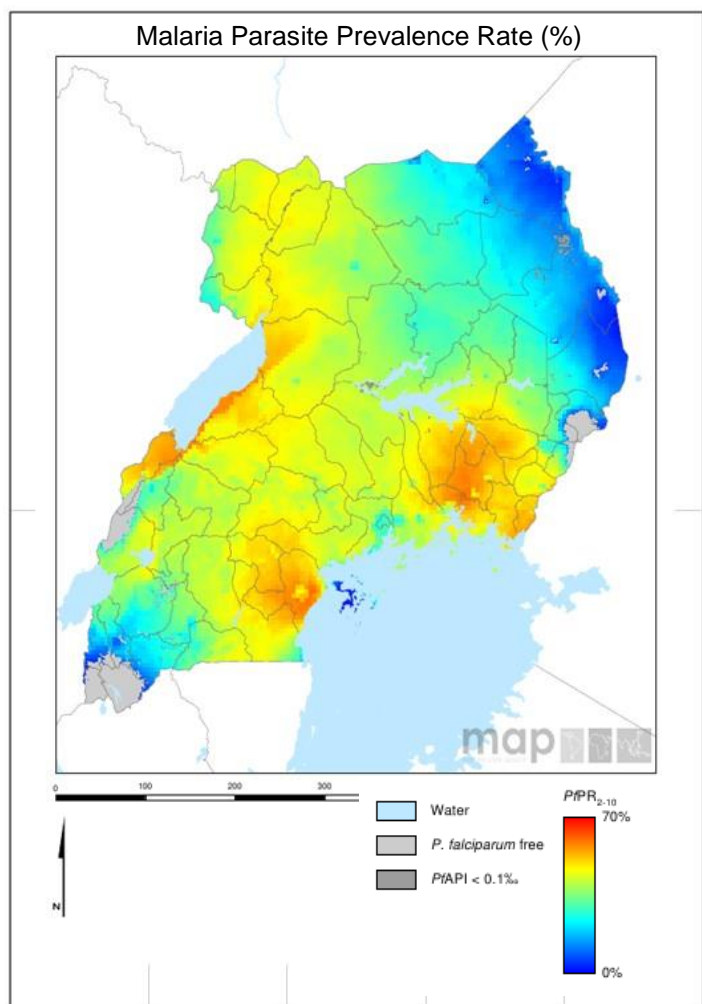


### Scorecard for Accountability and Action



Malaria transmission occurs all year round in most parts of Uganda. The annual reported number of malaria cases in 2014 was 13,724,345 with 5,921 deaths.

#### Metrics

Commodities Financed and Financial Control		
LLIN financing 2016 projection (% of need)	▲	100
Public sector RDT financing 2016 projection (% of need)	▼	83
Public sector ACT financing 2016 projection (% of need)	▲	100
World Bank rating on public sector management and institutions 2014 (CPIA Cluster D)		3.1
Insecticide Resistance Monitoring, Implementation and Impact		
Insecticide classes with mosquito resistance in representative sentinel sites confirmed since 2010		3
Insecticide resistance monitored since 2014 and data reported to WHO		
National Insecticide Resistance Monitoring and Management Plan		
Scale of Implementation of iCCM (2013)		
Operational LLINIRS coverage (% of at risk population)		97
>75% Decrease in Malaria Incidence Projected 2000–2015		
Tracer Indicators for Maternal and Child Health		
Estimated % of Total Population living with HIV who have access to antiretroviral therapy (2015)		57
Estimated % of children (0–14 years old) living with HIV who have access to antiretroviral therapy (2015)	▲	63
% deliveries assisted by skilled birth attendant		57
Postnatal care (within 48 hrs)		33
Exclusive breastfeeding (% children < 6 months)		62
Vitamin A Coverage 2013 (2 doses)		65
DPT3 coverage 2014 (vaccination among 0-11 month olds)		78

#### Key

<span style="background-color: #90EE90; border: 1px solid black; display: inline-block; width: 15px; height: 15px;"></span>	Target achieved or on track
<span style="background-color: #FFFF00; border: 1px solid black; display: inline-block; width: 15px; height: 15px;"></span>	Progress but more effort required
<span style="background-color: #FF0000; border: 1px solid black; display: inline-block; width: 15px; height: 15px;"></span>	Not on track
<span style="background-color: #808080; border: 1px solid black; display: inline-block; width: 15px; height: 15px;"></span>	No data/Not applicable

## Malaria

### Progress

Uganda has achieved operational universal coverage of vector control. The country has carried out insecticide resistance monitoring since 2014 and has reported the results to WHO. The country has scaled up the implementation of iCCM.

### Impact

The annual reported number of malaria cases in 2014 was 13,724,345 with 5,921 deaths. WHO, through modeling, projects that Uganda has achieved a 50%-75% decrease in malaria incidence between 2000 and 2015.

### Key Challenge

- Malaria upsurges reported in parts of the country.

### Previous Key Recommended Actions

Objective	Action Item	Suggested completion timeframe	Progress	Comments - key activities/accomplishments since last quarterly report
Address malaria upsurge	Investigate and address the reasons for the increase in malaria cases in parts of the country in 2015	Q4 2015		The country has secured resources to carry out IRS in the areas affected by the recent upsurge
Address Funding	Submit costed extension to sustain GF resources until end of 2017	Q2 2016		Uganda has prepared and submitted a costed extension to the GF
Vector Control	Report to WHO on the status of the national insecticide resistance monitoring and management plan	Q1 2017		Uganda plans to begin the development of the national plan for insecticide resistance monitoring in the second half of 2016
Policy	Work to remove tariffs on private sector RDTs to enhance affordability in the private sector	Q1 2017		Deliverable not yet due

### New Key Recommended Action

Objective	Action Item	Suggested completion timeframe
Vector control	Given the reported mosquito resistance to 3 classes of insecticide, develop and implement a national insecticide resistance monitoring and management plan	Q2 2017

## MNCH





### Progress

Uganda has achieved good coverage of the tracer MNCH interventions exclusive breastfeeding. The country has achieved MDG4 with a reduction of the under-five mortality rate by more than two-thirds since 1990. Uganda has significantly enhanced the tracking and accountability mechanisms with the ongoing development of a Reproductive, Maternal, Newborn and Child Health Scorecard.

### Previous Key Recommended Action

Objective	Action Item	Suggested completion timeframe	Progress	Comments - key activities/accomplishments since last quarterly report
MNCH <sup>1</sup> : Optimise quality of care	Work to accelerate coverage of ARTs in children under 14 years of age	Q1 2017		Uganda has increased ART coverage in children under 14 years of age to 63%

### Key

	Action achieved
	Some progress
	No progress
	Deliverable not yet due

---

<sup>1</sup> MNCH metrics, recommended actions and response tracked through WHO MCA