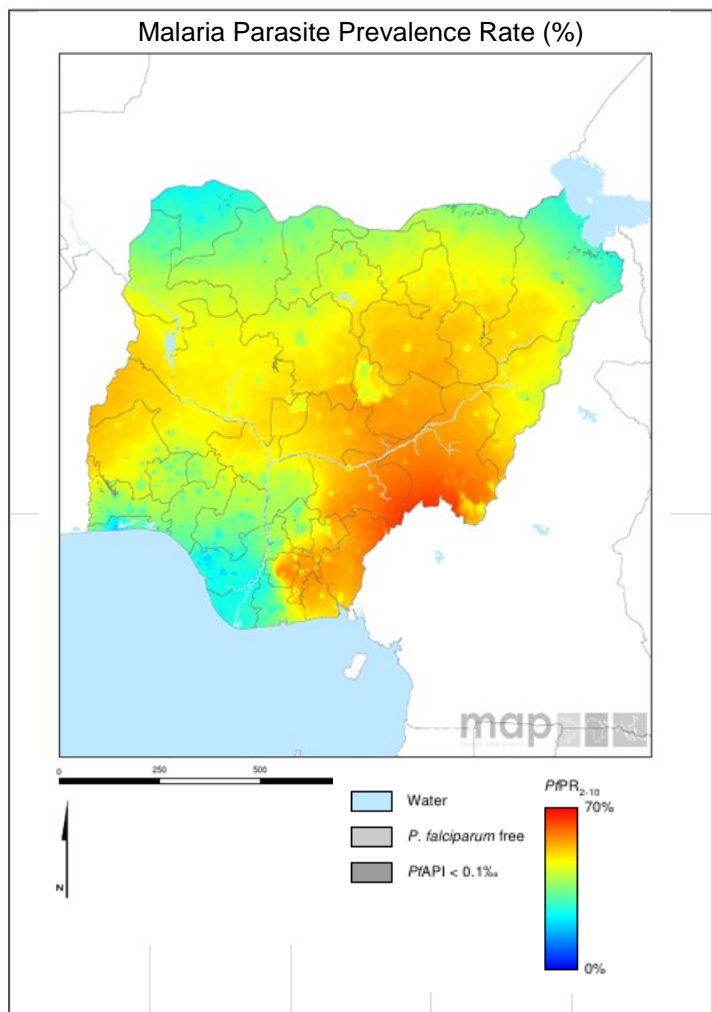


Scorecard for Accountability and Action



Malaria transmission in Nigeria takes place all year round in the south but is more seasonal in the northern regions. The annual reported number of malaria cases in 2014 was 16,512,127 cases and 6,082 deaths.

Metrics

Commodities Financed and Financial Control		
LLIN financing 2016 projection (% of need)	Not on track	16
Public sector RDT financing 2016 projection (% of need)	Not on track	21
Public sector ACT financing 2016 projection (% of need)	Not on track	26
World Bank rating on public sector management and institutions 2014 (CPIA Cluster D)	Progress but more effort required	2.8
Insecticide Resistance Monitoring, Implementation and Impact		
Insecticide classes with mosquito resistance in representative sentinel sites confirmed since 2010	Not on track	4
Insecticide resistance monitored since 2014 and data reported to WHO	Target achieved or on track	
National Insecticide Resistance Monitoring and Management Plan	Not on track	
Scale of Implementation of iCCM (2013)	Progress but more effort required	
Operational LLIN/IRS coverage (% of at risk population)	Target achieved or on track	92
>75% Decrease in Malaria Incidence Projected 2000–2015	Not on track	
Tracer Indicators for Maternal and Child Health		
Estimated % of Total Population living with HIV who have access to antiretroviral therapy (2014)	Not on track	22
Estimated % of children (0–14 years old) living with HIV who have access to antiretroviral therapy (2014)	Not on track	12
% deliveries assisted by skilled birth attendant	Not on track	38
Postnatal care (within 48 hrs)	Target achieved or on track	60
Exclusive breastfeeding (% children < 6 months)	Not on track	17
Vitamin A Coverage 2013 (2 doses)	Progress but more effort required	70
DP T3 coverage 2014 (vaccination among 12-23 month olds)	Progress but more effort required	66

Key

Target achieved or on track
Progress but more effort required
Not on track
No data/Not applicable

Malaria

Progress

The country has carried out insecticide resistance monitoring since 2014 and has reported the results to WHO. Nigeria has achieved high operational coverage of vector control.

Impact

The annual reported number of malaria cases in 2014 was 16,512,127 cases and 6,082 deaths. WHO, through modeling, estimates that there has been a less than 50% decrease in malaria incidence between 2000 and 2015.

Key Challenge

- Funding gaps to achieve and sustain universal coverage of all malaria interventions in 2016.

Previous Key Recommended Action

Objective	Action Item	Suggested completion timeframe	Progress	Comments - key activities/accomplishments since last quarterly report
Address funding	Work to fill outstanding funding gaps for essential malaria commodities	Q2 2015		Discussions have significantly advanced concerning the \$300 million malaria bond to finance LLINs, ACTs and RDTs

New Key Recommended Actions

Objective	Action Item	Suggested completion timeframe
Address Funding	Submit an extension to sustain GF resources until end of 2017	Q2 2016
Vector Control	Prepare the national insecticide resistance monitoring and management plan	Q1 2017

MNCH

Progress

Nigeria has significantly enhanced the tracking and accountability mechanisms with the development of the Saving One Million Lives Scorecard. The country has achieved high coverage of the tracer RMNCH intervention postnatal care.





Previous Key Recommended Actions

Nigeria has responded positively to the MNCH recommended actions addressing low coverage of PMTCT, skilled birth attendants and exclusive breastfeeding, and continues to track progress as these actions are implemented.

New Key Recommended Action

Objective	Action Item	Suggested completion timeframe
MNCH ¹ : Optimise quality of care	Work to accelerate coverage of ARTs especially in children under 14 years of age	Q1 2017

Key

	Action achieved
	Some progress
	No progress
	Deliverable not yet due

¹ MNCH metrics, recommended actions and response tracked through WHO MCA