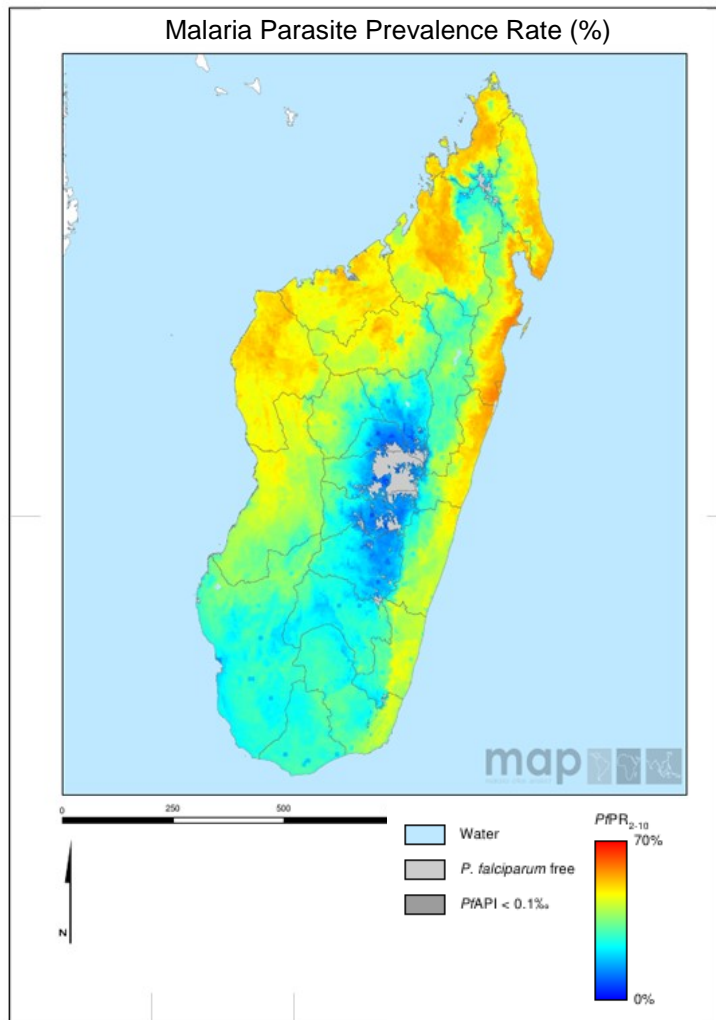


### Scorecard for Accountability and Action



Malaria transmission in Madagascar occurs all year round in the north of the country. The annual reported number of malaria cases in 2013 was 433,101 with 551 deaths.

#### Metrics

Commodities Financed and Financial Control	
LLIN financing 2016 projection (% of need)	100
Public sector RDT financing 2016 projection (% of need)	100
Public sector ACT financing 2016 projection (% of need)	100
World Bank rating on public sector management and institutions 2014 (CPIA Cluster D)	2.6
Insecticide Resistance Monitoring, Implementation and Impact	
Insecticide classes with mosquito resistance in representative sentinel sites confirmed since 2010	3
Insecticide resistance monitored since 2014 and data reported to WHO	
National Insecticide Resistance Monitoring and Management Plan	
Scale of Implementation of iCCM (2013)	
Operational LLIN/IRS coverage (% of at risk population)	100
>75% Decrease in Malaria Incidence Projected 2000–2015	
Tracer Indicators for Maternal and Child Health	
Estimated % of Total Population living with HIV who have access to antiretroviral therapy (2014)	2
Estimated % of children (0–14 years old) living with HIV who have access to antiretroviral therapy (2014)	1
% deliveries assisted by skilled birth attendant	44
Postnatal care (within 48 hrs)	46
Exclusive breastfeeding (% children < 6 months)	42
Vitamin A Coverage 2013 (2 doses)	94
DP T3 coverage 2014 (vaccination among 12-23 month olds)	73

#### Key

	Target achieved or on track
	Progress but more effort required
	Not on track
	No data/Not applicable

## Malaria

### Progress

Madagascar has made significant progress in scaling-up and sustaining malaria control interventions. The country has carried out insecticide resistance monitoring since 2014 and has reported the results to WHO and has completed the national insecticide resistance monitoring and management plan. Madagascar has achieved high coverage of vector control interventions and has secured sufficient finances to sustain universal coverage of key antimalaria interventions in 2016. The country has scaled up implementation of iCCM. Madagascar has significantly enhanced the tracking and accountability mechanisms for malaria with the development of a Malaria Control and Elimination Scorecard.

### Impact

The annual reported number of malaria cases in 2013 was 433,101 with 551 deaths. The country reports a <50% decrease in malaria incidence between 2000 and 2015.

### Previous Key Recommended Action

Objective	Action Item	Suggested completion timeframe	Progress	Comments - key activities/accomplishments since last quarterly report
Address Funding	Work to fill the outstanding gaps required to sustain full coverage of LLINs in 2015	Q2 2016		LLIN gaps have been filled in 2016

## MNCH

### Progress

The country has made good progress on the tracer MNCH intervention vitamin A coverage. The country has achieved MDG4 by reducing under-five child mortality by over two-thirds since 1990. Madagascar has significantly enhanced the tracking and accountability mechanisms with the development of a Reproductive, Maternal, Newborn and Child Health Scorecard.

### Previous Key Recommended Action





Objective	Action Item	Suggested completion timeframe	Progress	Comments - key activities/accomplishments since last quarterly report
MNCH <sup>1</sup> : Optimise quality of care	Identify and address reasons for decreasing exclusive breastfeeding coverage	Q4 2016		Political instability led to underperformance across most indicators, including exclusive breastfeeding. Limited resources meant communication campaigns were not undertaken but with support and advocacy of partners, the campaigns resumed at the end of 2015

<sup>1</sup> MNCH metrics, recommended actions and response tracked through WHO MCA

## New Key Recommended Action

Objective	Action Item	Suggested completion timeframe
MNCH <sup>1</sup> : Optimise quality of care	Work to accelerate coverage of ARTs especially in children under 14 years of age	Q1 2017

### Key

	Action achieved
	Some progress
	No progress
	Deliverable not yet due

---

<sup>1</sup> MNCH metrics, recommended actions and response tracked through WHO MCA